





The Exinda Appliance 8064 is our fastest growing physical model and is designed for true data center scale. This solution provides monitoring and control that scales to support a bandwidth of up to 6 Gbps. Popular with mid and large size enterprises and educational institutions with a rapidly growing demand from users, devices, apps, and activities across all network locations, this appliance is built to facilitate growing demand. The Exinda 8064 makes it easy to protect application SLAs during high volume peak hours as well as control recreational traffic and streaming video.









Traffic Shaping	
Shaping Throughput	6 Gbps
Concurrent Flow	625,000
New Connection Rate	25,000/s
Packets Per Second	900,000/s
Traffic Policies	2048
Traffic Acceleration	
Acceleration Throughput	175 Mbps
Edge Cache Throughput	180 Mbps
Accelerated Connections	25,000
Network Diagnostics	
APS Objects	300
SLA Objects	300
PDF Reports	100
Physical Characteristics	
Form Factor	1U rack mount
Dimensions (HxWxD)	42.8 mm x 434 mm x 573.6 mm (1.68" x 17.08" x 22.58")
Power	Dual hot-plug redundant power – 350 W
Power Rating	225 W @ 1.6 A (under load)
Weight*	13.2 kg (29.10 lb)
RAM	32 GB
Data Store/Cache Size	1.9 TB SSD, RAID 1
Environment	Continuous operation: 10°C to 35°C (50°F to 95°F), 10% to 80% relative humidity
Interface Capabilities	
Built in NICs	None
Additional NIC Slots	1 full height and 1 half height expansion slot
Management Ports	DB-9 serial console and dedicated management interface
IPMI	Dedicated RJ-45 interface

* The weight may be higher in case of different hardware configuration.



Available NICs

	EXN-RJ45-2P-FH 2-port 1 Gbps	EXN-RJ45-4P-HF 4-port 1 Gbps	EXN-RJ45-6P-F 6-port 1 Gbps	EXN-RJ45-2P-10G 2-port 10 Gbps
				
Connector type	RJ-45	RJ-45	RJ-45	RJ-45
slot 1 (Half)	Yes*	Yes*	N/A	Yes*
slot 2	Yes	Yes	Yes	Yes

	EXN-FIB-2P-MS-FH 2-port 1 Gbps Short Range	EXN-FIB-2P-SL-FH 2-port 1 Gbps Long Range	EXN-FIB-4P-MS-F 4-port 1 Gbps Short Range	EXN-FIB-4P-SL-FI 4-port 1 Gbps Long Range	EXN-FIB10-2P-MS 2-port 10 Gbps Short Range	EXN-FIB10-2P-SL 2-port 10 Gbps Long Range	EXN-FIB40-2P-FH 2-port 40 Gbps Short Range	EXN-FIB10-4P-MS-F 4-port 10 G Short Range
								
Connector type	LC	LC	LC	LC	LC	LC	MTP	LC
slot 1 (Half)	Yes*	Yes*	N/A	N/A	Yes*	Yes*	N/A	N/A
slot 2	Yes	Yes	Yes	Yes	Yes	Yes	N/A	N/A

* The card fits in the half height slot when using the included half height bracket.

N/A - Not available in this slot for this hardware.



Talk to an Exinda appliance expert today

sales@gfi.com

www.gfi.com/exinda